

D&E

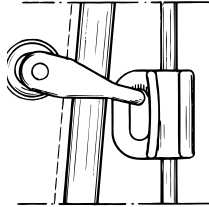
3 Mainsails

C

3.1 Fitting slides

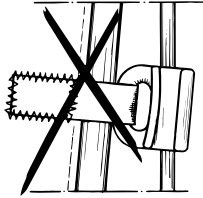
To avoid jamming in the luff groove, slides must have freedom of movement on the sail.

Fig. 3.1.a



Correct: Free-moving fixture

Fig. 3.1.b



Wrong: Stiff fixture

Several systems are available for full length battens. Seldén's different systems (RCB, MDS, OWS & IWS) are presented in this guide. Refer to the relevant manufacturers concerning other systems.

D&E

3.2 Sail slides E-masts

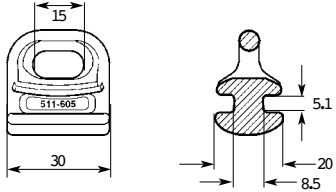
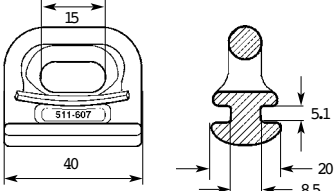
It is imperative that the correct sliders are used on Seldén masts in order to fit the Seldén sail feeder gate.

Art. no.	Slider (mm)	Fits luff groove (mm)	Breaking load	Bainbridge part no.
511-601		4	700 N (70Kp)	A 013
511-602		5	2250 N (225Kp)	A 014
511-603		5.5	4000 N (400 Kp)	A 015

C

3.3 Sail slides C-masts

It is imperative that Seldén slides are used on Seldén masts in order to fit the Seldén sail feeder gate.

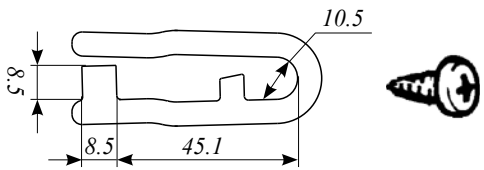
Art. no.	Slider (mm)	Fits luff groove (mm)	Breaking load (N)	Bainbridge part no.
511-605		10	2250 N (225 Kp)	A011
511-607		10	4000 N (400 Kp)	A012

1) For Mast sections, see page 11 and 13.

D&E

3.4 Shackles for sliders

C

Art. no.	Shackle (mm)	Fits slide (mm)	Breaking load (N)	Bainbridge part no.
307-094-01		511-602 511-603 511-605 511-607	2000N (200 Kp)	-



Important!
The shackle should not to be used with MDS cars.